

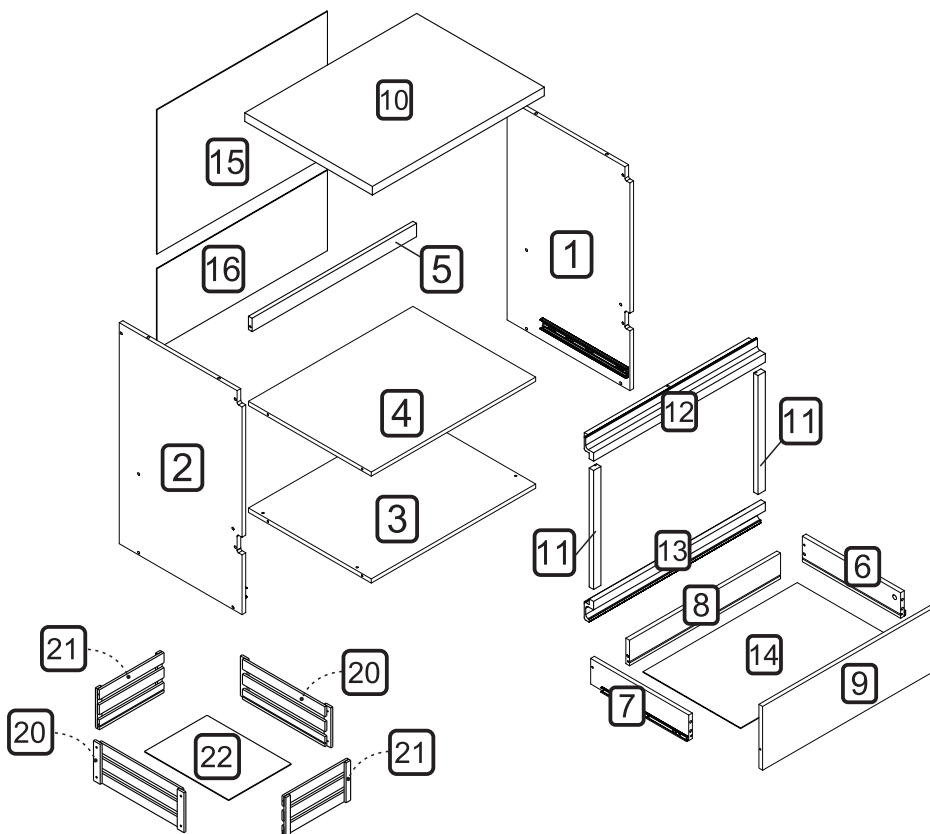
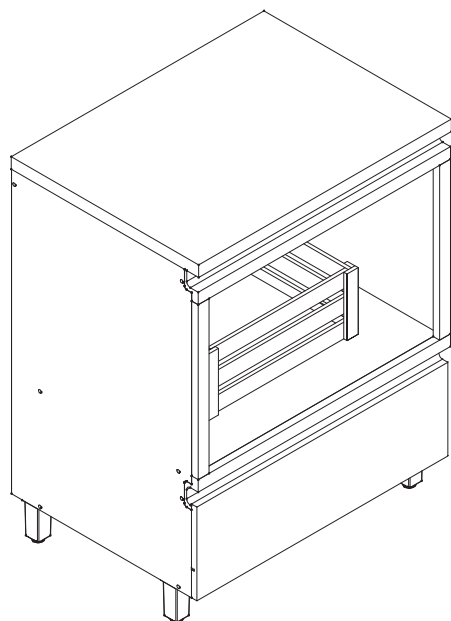
# neshher

MANUAL DE MONTAGEM CÓDIGO 301706

## BALCÃO Forno RAINHA 1 GAVETA 70CM

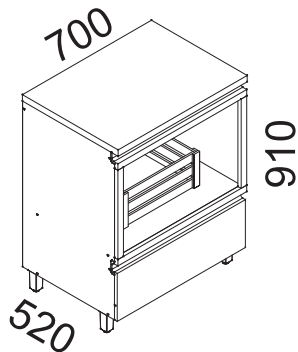


A marca da gestão florestal responsável  
FSC® C168299



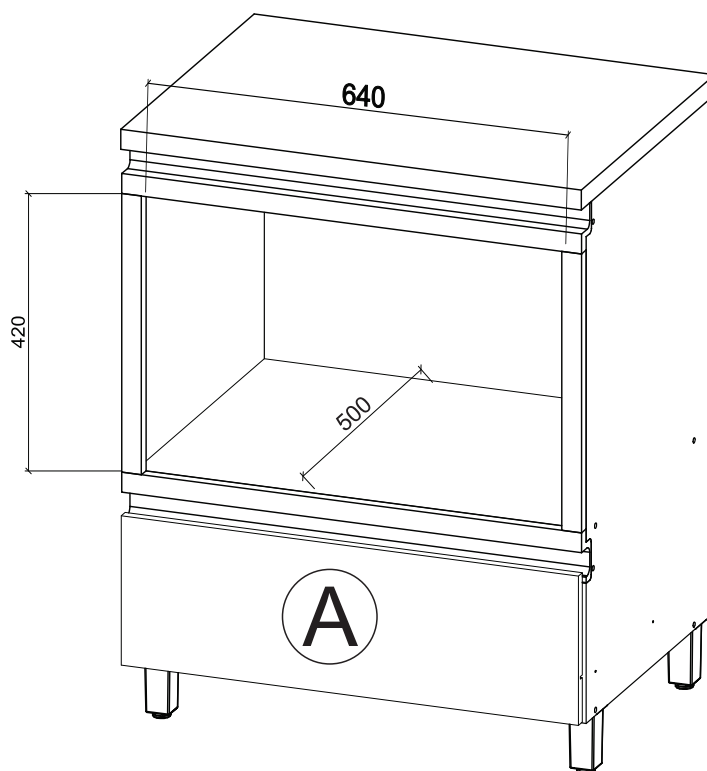
### DIMENSÕES DOS ESPAÇOS INTERNOS (MEDIDAS EM MILÍMETROS)

DIMENSÕES MÁXIMAS DO PRODUTO MONTADO


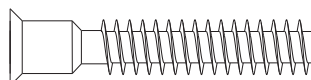
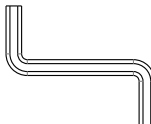
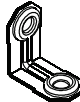
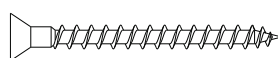
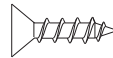
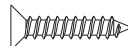
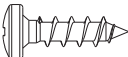
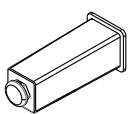



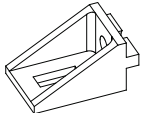
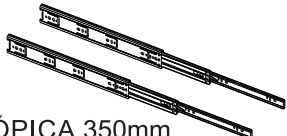
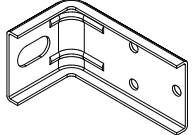
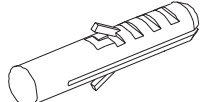
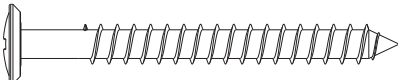
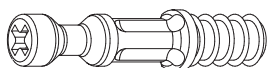


ESPAÇO INTERNO DAS GAVETAS  
(largura x altura x profundidade)

Ⓐ 615 x 76x 384 mm



| CÓDIGO | DESCRIÇÃO                                  | QUANT. | COMP. | LARG. | ESP. |
|--------|--|--------|-------|-------|------|
| 1      | LATERAL DIREITA                            | 1      | 780   | 500   | 15   |
| 2      | LATERAL ESQUERDA                           | 1      | 780   | 500   | 15   |
| 3      | BASE                                       | 1      | 670   | 500   | 15   |
| 4      | PRATELEIRA                                 | 1      | 670   | 500   | 15   |
| 5      | TRAVESSA SUPERIOR                          | 1      | 670   | 47    | 15   |
| 6      | LATERAL DE GAVETA DIREITA                  | 1      | 400   | 90    | 15   |
| 7      | LATERAL DE GAVETA ESQUERDA                 | 1      | 400   | 90    | 15   |
| 8      | TRASEIRO DE GAVETA                         | 1      | 615   | 90    | 15   |
| 9      | FRENTE DE GAVETA                           | 1      | 696   | 225   | 15   |
| 10     | BANCADA                                    | 1      | 701   | 520   | 30   |
| 11     | MOLDURA LATERAL                            | 2      | 421   | 30    | 18   |
| 12     | PERFIL PUXADOR "J FORNO"                   | 1      | 701   | 67    | 38   |
| 13     | PERFIL PUXADOR "C FORNO"                   | 1      | 701   | 82    | 38   |
| 14     | FUNDO DE GAVETA                            | 1      | 628   | 398   | 2.5  |
| 15     | FUNDO TRASEIRO                             | 1      | 695   | 509   | 2.5  |
| 16     | FUNDO TRASEIRO                             | 1      | 695   | 284   | 2.5  |
| 20     | LATERAL MAIOR MONTADA - CAIXA ORGANIZADORA | 2      | 419   | 160   |      |
| 21     | LATERAL MENOR MONTADA - CAIXA ORGANIZADORA | 2      | 300   | 160   |      |
| 22     | FUNDO 390 X 290 - CAIXA ORGANIZADORA       | 1      | 390   | 290   | 2.5  |

| CÓDIGO/DESCRIÇÃO   | QUANTIDADE | CÓDIGO/DESCRIÇÃO  | QUANTIDADE |
|--|------------|---|------------|
| <b>A</b> <br>PREGO 10x10 COM CABEÇA                       | <b>35</b>  | <b>B</b> <br>PARAFUSO 7x40mm CABEÇA CHATA       | <b>14</b>  |
| <b>C</b> <br>CHAVE ZETA                                  | <b>1</b>   | <b>D</b> <br>CANTONEIRA METÁLICA DE FIXAÇÃO   | <b>8</b>   |
| <b>E</b> <br>PARAFUSO 3,5x40mm CABEÇA CHATA             | <b>2</b>   | <b>F</b> <br>PARAFUSO 3,5x14mm CABEÇA CHATA   | <b>12</b>  |
| <b>G</b> <br>PARAFUSO 3x16mm CABEÇA CHATA               | <b>4</b>   | <b>H</b> <br>PARAFUSO 4x14mm CABEÇA PAINEL    | <b>40</b>  |
| <b>I</b> <br>PÉS  | <b>4</b>   | <b>J</b> <br>PARAFUSO UNIÃO DE MÓDULOS 28MM   | <b>3</b>   |
| <b>K</b> <br>CAVILHA 8x30mm                             | <b>8</b>   | <b>L</b> <br>BATENTE DE SILICONE             | <b>2</b>   |
| <b>M</b> <br>SUPORTE ANGULAR                            | <b>6</b>   | <b>N</b> <br>PAR CORREDIÇA TELESCÓPICA 350mm | <b>1</b>   |
| <b>O</b> <br>CANTONEIRA METÁLICA PARA FIXAÇÃO NA PAREDE | <b>4</b>   | <b>P</b> <br>BUCHA DE PAREDE DE 8mm          | <b>4</b>   |
| <b>Q</b> <br>PARAFUSO 5x50mm CABEÇA FLANGEADA           | <b>8</b>   | <b>R</b> <br>PARAFUSO MINIFIX                | <b>3</b>   |